

Power Device Library – Faceplate Help

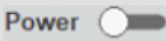
Commands



Jog Forward – Commands the drive forward while the button is held. This button may be disabled if commands are inhibited from the HMI or controlled by other means (e.g. Motor Control instruction). Commanded to setpoint value(s) where available.



Jog Reverse - Commands the drive reverse while the button is held. This button may be disabled if commands are inhibited from the HMI or controlled by other means (e.g. Motor Control instruction). Commanded to setpoint value(s) where available.



Power – Enables the output power for motion drives. Enabled when toggled to the right.



Reset Warning/Fault – Resets any latched warnings or faults after the issue has been cleared.

Navigation



Home Tab – Primary faceplate tab



I/O Tab – Embedded device I/O status



Diagnostics Tab – Device diagnostics



Trend Tab – Analog trends for key variables (2-minute windows)



Faults Tab – Fault/Warning History



Extensions Tab – Buttons to open extension faceplates (Energy, State Monitor, Predictive Maintenance)



Power Tab – Line (L1/L2/L3/Total) Power and Power Factor Information



VIF Tab – Line voltage and current readings. Frequency and phase rotation status.



Phase Tab – Phase angle and line (L1/L2/L3) voltage and current.












Page navigation – available on tabs with multiple pages of information. Current active page is displayed as darker grey.



Faceplate Help – Open the faceplate help document including revision information

Status Indicators

| | | | |
|---|--------------------------|---|-----------------------|
|  | Device Not Communicating |  | Device Not Ready |
|  | Device Running |  | Device Stopped |
|  | Warning |  | Faulted |
|  | Device in virtual mode |  | Status Active/Enabled |
|  | Status Inactive/Disabled | | |

Revision Information

In case of FT Optix Platform, for Faceplate Revision information, click on the help ‘?’ button on the faceplate. The faceplate revision information will be shown in the bottom of the pop-up screen and for other platforms (like, FT View SE, FT View ME) refer **Power Device Library Reference Manual** DEVICE-RM100.

Operation Notes

The HMI faceplates provided in the Power Device Library are intended to help with device commissioning, troubleshooting, and diagnostics. Power Device Library objects and instructions are commonly paired with motor control instructions from other libraries such as the PlantPAx Process Library, the Machine Builder Library, or can be connected to custom applications. Note that when power device objects are controlled by motor control code or other library objects, the jog functions will be disabled in the provided device faceplate.

Additional Resources

For complete information, refer to the **Power Device Library Reference Manual** DEVICE-RM100 available at literature.rockwellautomation.com